

Explorer Education Programme

Lesson Plan: Sea Animals and Patterns
Class: Junior Infants / Senior Infants
Strands: Algebra
Strand Units: Extending and Using Patterns



TITLE: SEA ANIMALS AND PATTERNS

Aim / Description:

The aim of this lesson plan is to introduce students to patterns by allowing them to identify, copy and extend patterns which use pictures of marine animals and/or colours. For more information on these species and their habitats see teaching materials found at www.explorers.ie

Materials:

- Worksheet (following lesson plan)

Activity:

IDENTIFYING AND COPYING PATTERNS

- Step 1: Provide the Worksheet to each student and ask them to answer questions 1-5.

Outcome / Objective:

The children in the class should have developed an understanding of early activities using patterns for:

- **Identification**
- **Copying**
- **Extending**
- **Predicting**

The children in the class should have developed skills in the following:

- **Communication and expression**
- **Understanding and recalling**
- **Reasoning and implementing**
- **Applying and problem solving**

Explorer Education Programme

Worksheet



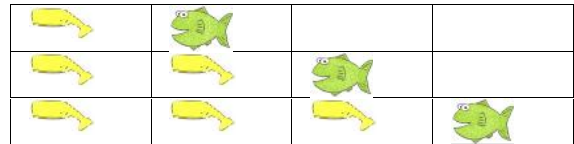
Question 1. Look at the pattern



Which pattern matches? (tick the box)

						<input type="checkbox"/>
						<input type="checkbox"/>
						<input type="checkbox"/>
						<input type="checkbox"/>

Question 2. Look at this Pattern

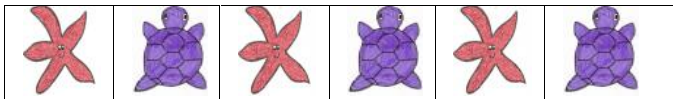


Which pattern comes next? (tick the box)


					<input type="checkbox"/>
					<input type="checkbox"/>
					<input type="checkbox"/>

Question 3. Look at the pattern in box A and draw the missing pattern in the box B


Box A



Box B



Question 4. Look at this pattern



Which pattern matches? (tick the box)

						<input type="checkbox"/>
						<input type="checkbox"/>
						<input type="checkbox"/>
						<input type="checkbox"/>

Question 5. Look at this pattern. What comes next? (tick the box)



			<input type="checkbox"/>
			<input type="checkbox"/>
			<input type="checkbox"/>