






# Observing our Weather – Making Weather Symbol Badges



Weather symbols are used by weather forecasters to let us know what type of weather we should expect.







				
Rain	Sun/Clear sky	Cloudy	Heavy sleet showers and thunder	Fog/Mist/Haze/Freezing Fog

Sample of Met Éireann Weather Symbols

## 1. List the words that you would use to describe the weather:

1.	2.
3.	4.
5.	6.

## 2. Draw a picture symbol to represent each of your weather words

## 3. Use your designs and make some Weather Badges

Copy your weather symbol onto a card. You may even have an old badge that you can use to upcycle.

Use colouring markers or paint to decorate your weather symbol. Try using recycled fabric material, felt or recycled plastic materials to give your weather symbol texture.

Once your weather symbol is dry, add a safety pin or clip onto the back of the card by using a strong glue or tape (get your parents to help you with this).

Maybe make a badge for each member in the family.